


# IMMEDIATE ACTION REQUIRED

Effective February 23, 2022, Roku will be disabling all private channels which includes your current SW Stream channel on your Roku device. As a result, necessary steps have been made to republish SW Stream channel publicly to ensure it remains Roku compliant. To make sure you don't miss a single minute of your favorite SW Stream programming, this change will require you to re-add the new publicly published SW Stream channel to your Roku device prior to February 23, 2022, utilizing the step-by-step instructions below.

## How to Re-Add the Public SW Stream Channel to your ROKU Device

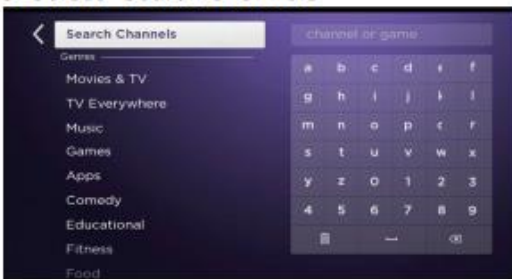
### 1. Starting at "Home" menu



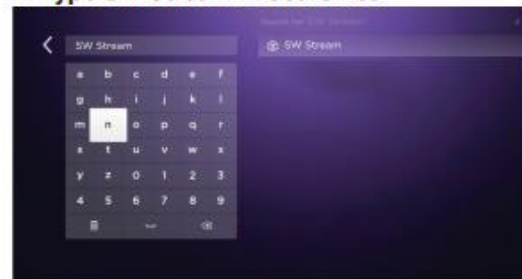
### 2. Scroll down to select "Streaming Channels"



### 3. Select "Search Channels"



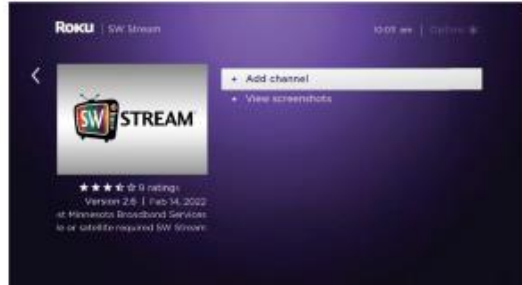
### 4. Type SW Stream in search bar



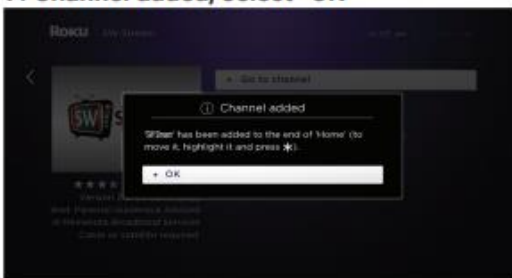
### 5. Select SW Stream on right



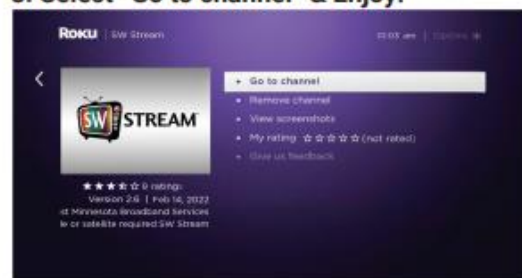
### 6. Select "Add channel"



### 7. Channel added, select "OK"



### 8. Select "Go to channel" & Enjoy!



Please note, after you complete this process, you will have two SW Stream channel tiles on your channel list. There is no need to remove the old channel tile, as we anticipate that it will disappear in the near future.



Questions? Contact us Today!

507-847-1001 or [info@federatedbroadband.coop](mailto:info@federatedbroadband.coop)